



Liù H107 Bistro Table


design Archirivolto, 2013

Liù bistrò base with four-leg base in wood and steel insert.

Suitable for round and square tops with dimensions $\varnothing 60$ cm, $\varnothing 70$ cm; 60x60 cm, 70x70 cm ($\varnothing 23.6$, $\varnothing 27.6$ in; 23.6x23.6, 27.6x27.6 in).

Colors and Materials

Structure



Lacquered ash
11 Colors



White steel



Black steel



Light blue metal




Ocean blue steel




Bronze metal




Sand steel




Fango steel



Pastel yellow steel



Grafite metal



Brown steel



Ocher steel



Facepowder pink metal



Red steel



Sage green metal

Coating



Melamine
8 Colors




White steel




Black steel




Sand steel



Brown steel



Grafite metal



Pastel yellow steel



Light blue metal



Ocean blue steel



Bronze metal



Fango steel



Light grey steel



Ocher steel



Facepowder pink metal



Red steel



Sage green metal



White hpl black core



Black hpl



Hpl cemento

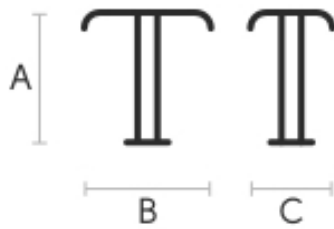


Hpl corten



White hpl white core

Dimensions



A (cm)	B (cm)	C (cm)
(inch)	(inch)	(inch)

Liù H107	107	46	46
(cm)	42.1	18.1	18.1
(inch)			

Volumetric Details

Weight 6 Kg

Volume 0.29 mc

Package 1

Downloads

3D Liù H110 (zip) - <https://www.midj.com/images/uploads/resources/liu-ml-h110-3d.zip>

Materials Certifications

Lacquered ash

Ash wood is durable material, with good resistance and flexibility. Thanks to its porosity, it is ideal to be lacquered. Its original color is quite light: it can range from light blond, to pink and pale brown, with possible shades of green. In our set of samples, it is available in the natural finish and in numerous color variations: from the classic wood effects to the most pop colors of the moment. The ash used for our materials is European.

CLEANING AND MAINTENANCE

Ash is an easy-to-clean wood: to remove dust or light stains, rub the surface with a soft cloth, if necessary moistened in a solution of hot water or white vinegar, to help eliminate stains without altering the beauty and shine of the wood. Always dry the surface. In addition, you can choose to use specific products for wooden furniture.

These tips are cleaning recommendations and do not guarantee complete stain removal. We recommend that you always test the cleaning method on a hidden part of the item to check the resistance of the color.

Colour samples are to be considered approximate for each product. Slight color differences between a lot

and the other are to be considered normal.