



Apelle desk Table


design Beatriz Sempere, 2013

Apelle desk with metal structure and wooden top. To complete it, hide drawer and led lamp applied on the lampshade are available.

The desk is part of the [Apelle collection](https://collections/apelle) - <https://collections/apelle>.

Colors and Materials

Structure



White steel



Sand steel



Pastel yellow steel



Grafite metal



Black steel



Light blue metal



Ocean blue steel




Bronze metal



Fango steel



Light grey steel




Brown steel



Ocher steel



Facepowder pink metal



Red steel




Sage green metal



Black Nickel

Coating



Stained ash veneered

10 Colors

Dimensions



Volumetric Details

Weight 17 Kg

Volume 0.95 mc

Package 2

	cm	inch
A	101	39.8
B	135	53.1
C	62	24.4

Materials Certifications

Stained ash veneered

Veneered woods are the result of a process of gluing extremely thin sheets of wood applied to various types of supports to produce furnishing elements, which have a similar appearance to solid wood, but with better performance in terms of resistance to woodworms, lightness and greater stability over time. If exposed to light, and in any case with the passage of time, the color of the veneer changes. It may happen that furniture of the same color purchased after some time, show color differences. Upon request, the veneered parts can be supplied with certified origin from forests managed in a correct and responsible manner, according to the rigorous environmental standards established by the FSC circuit.

CLEANING AND MAINTENANCE

For ordinary cleaning of veneered woods, use a cloth moistened with neutral soap well diluted in water or specific products. Always dry after each application with a dry cloth or paper towel. Do not use abrasive products. In case of accidental spills of substances or liquids, immediately dab the wood with paper towel or with a dry and clean cloth. Avoid proximity to heat sources. Evenly expose the veneered woods to light, for example by periodically opening the table extensions that are stored inside the structure, or by moving any object placed on the surface, such as vases and accessories.

These tips are cleaning recommendations and do not guarantee complete stain removal.

We recommend that you always test the cleaning method on a hidden part of the item to check the resistance of the color.

Colour samples are to be considered approximate for each product. Slight color differences between a lot and the other are to be considered normal.