



Liù DP LG Armchair

design Archirivolto, 2013

Office chair Liù on wheels, with armrests, swivel and adjustable in height. Five-ways base in steel, wooden shell.

Colors and Materials

Structure



White steel



Sand steel



Pastel yellow steel



Grafite metal



Black steel



Light blue metal



Ocean blue steel



Bronze metal



Fango steel



Light grey steel



Brown steel



Ocher steel



Facepowder pink metal




Red steel




Sage green metal



Chrome




Papaya orange steel




Ash grey metal



Golden yellow metal




Bulgaro red metal



Cherry red metal



Pine green steel



Dark green metal

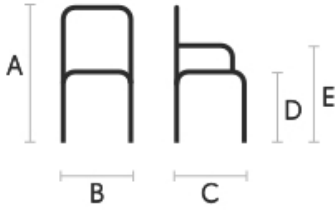
Coating



Stained ash veneered

10 Colors

Dimensions



	cm	inch
A	82/91	32.3/35.8
B	62	24.4
C	57	22.4
D	45/54	17.7/21.3
E	66/75	22/29.5

Volumetric Details

Weight 11 Kg
Volume 0.35 mc
Package 2

Downloads

- [.3ds Liù DP LG \(zip\)](https://www.midj.com/images/uploads/resources/3d-midj-liu-dp-lg-3ds.zip) - <https://www.midj.com/images/uploads/resources/3d-midj-liu-dp-lg-3ds.zip>
- [.dae Liù DP LG \(zip\)](https://www.midj.com/images/uploads/resources/3d-midj-liu-dp-lg-dae.zip) - <https://www.midj.com/images/uploads/resources/3d-midj-liu-dp-lg-dae.zip>
- [.dxf Liù DP LG \(zip\)](https://www.midj.com/images/uploads/resources/3d-midj-liu-dp-lg-dxf.zip) - <https://www.midj.com/images/uploads/resources/3d-midj-liu-dp-lg-dxf.zip>
- [.obj Liù DP LG \(zip\)](https://www.midj.com/images/uploads/resources/3d-midj-liu-dp-lg-obj.zip) - <https://www.midj.com/images/uploads/resources/3d-midj-liu-dp-lg-obj.zip>
- [.stl Liù DP LG \(zip\)](https://www.midj.com/images/uploads/resources/3d-midj-liu-dp-lg-stl.zip) - <https://www.midj.com/images/uploads/resources/3d-midj-liu-dp-lg-stl.zip>

Materials Certifications

Dark green metal

The technologies used in the previous phase of powder coating play a fundamental role in the final result of the processing. They are in fact essential to increase adherence paint on the metal surface and then guarantee its duration over time. The metal frames, following a total cleaning of the surface, pass through chemical conversion processes, creating a compact base that allows for better adhesion of the subsequent treatment. In the last phase the object subjected to the powder coating process is placed in a polymerization oven, going to form an adherent and extremely tight layer durable. This particular paint job is ideal for outdoor use.

To clean the surface, use a damp microfiber cloth with neutral soap or specific metal cleaning products. Avoid hitting or rubbing the surface with sharp objects. Do not use scourers or other abrasive materials, since they would inevitably scratch the surface. Do not leave rusty iron objects on the surface for too long.

These surface treatments are not suitable for outdoor use, but they guarantee excellent resistance to frequent use, dirt and dust.

Materials Certifications

Stained ash veneered

Veneered woods are the result of a process of gluing extremely thin sheets of wood applied to various types of supports to produce furnishing elements, which have a similar appearance to solid wood, but with better performance in terms of resistance to woodworms, lightness and greater stability over time. If exposed to light, and in any case with the passage of time, the color of the veneer changes. It may happen that furniture of the same color purchased after some time, show color differences. Upon request, the veneered parts can be supplied with certified origin from forests managed in a correct and responsible manner, according to the rigorous environmental standards established by the FSC circuit.

CLEANING AND MAINTENANCE

For ordinary cleaning of veneered woods, use a cloth moistened with neutral soap well diluted in water or specific products. Always dry after each application with a dry cloth or paper towel. Do not use abrasive products. In case of accidental spills of substances or liquids, immediately dab the wood with paper towel or with a dry and clean cloth. Avoid proximity to heat sources. Evenly expose the veneered woods to light, for example by periodically opening the table extensions that are stored inside the structure, or by moving any object placed on the surface, such as vases and accessories.

These tips are cleaning recommendations and do not guarantee complete stain removal.

We recommend that you always test the cleaning method on a hidden part of the item to check the resistance of the color.

Colour samples are to be considered approximate for each product. Slight color differences between a lot and the other are to be considered normal.