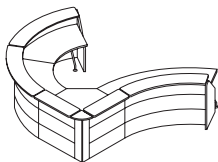
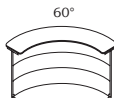


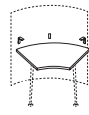
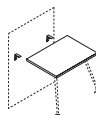
# EDISON



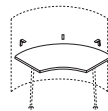
45°



60°



45°



60°

L 35.5 P 11.8 H 42.9

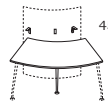
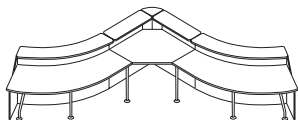
L 50 P 15.8 H 42.9

L 65 P 39.4 H 42.9

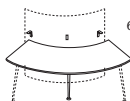
L 35.5 P 27.6 H 1.2

L 50 P 29.6 H 1.2

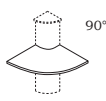
L 59.5 P 30.7 H 1.2



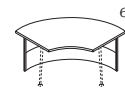
45°



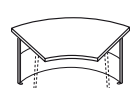
60°



90°



60°



45°

L 67.7 P 31.9 H 29.2

L 88.2 P 34.7 H 29.2

L 65 P 39.4 H 1.2

L 35.5 P 33.9 H 29.2

L 66.6 P 38.2 H 29.2

L 51 P 36.4 H 29.2



Gamba metallica singola/  
Single metal leg

Raccordo 90°/  
90° connection

Coppia fianchi finali/  
Pair of external finishing side