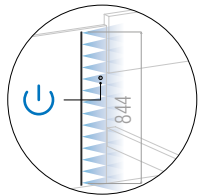


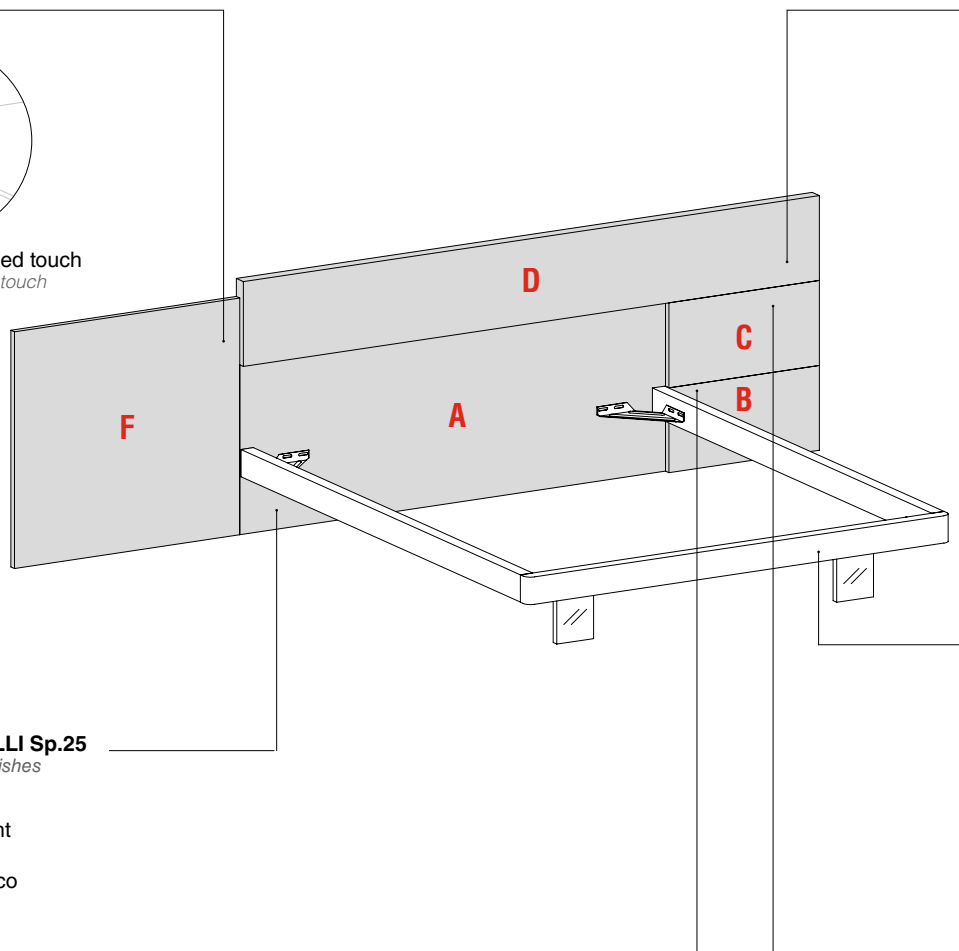


HOMY

LUCE LED
LED LIGHT



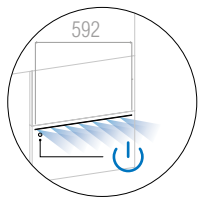
accensione luce led touch
led light ignition by touch



Finiture PANNELLI Sp.25
Thk.25 PANELS Finishes

ES / essenza
EH / essenza light
CE / colore eco
LO / laccato opaco

LUCE LED
LED LIGHT



accensione luce led touch
led light ignition by touch

Finiture PANNELLI Sp.50
Thk.50 PANELS Finishes

ES / essenza
EH / essenza light
CE / colore eco
LO / laccato opaco
IM / impiallacciato

TB / tessuto bari
EL / ecopelle london

TL / tessuto milano
TO / tessuto roma
TV / tessuto venezia
TG / tessuto genova
TN / tessuto napoli
EC / ecopelle paris

Finiture RING
FRAME Finishes

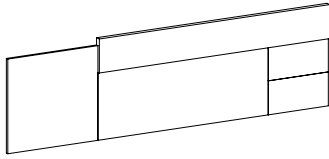
ES / essenza
EH / essenza light
CE / colore eco
LO / laccato opaco

TB / tessuto bari
EL / ecopelle london

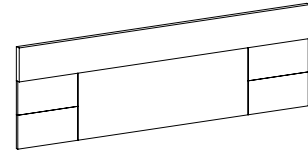
TL / tessuto milano
TO / tessuto roma
TV / tessuto venezia
TG / tessuto genova
TN / tessuto napoli
EC / ecopelle paris

- _ Il Letto Scacco versione Lounge è reversibile, i pannelli laterali possono essere posizionati a sinistra o destra.
- _ Il Letto Scacco è autoportante (non serve fissarlo a muro).
- _ NON SI ESEGUONO LAVORAZIONI SU MISURA.

- _ The Scacco bed Lounge version is reversible, the side panels can be positioned on the left or right.
- _ The Scacco bed is self-supporting (no need to fix it to the wall).
- _ CUSTOMIZATION NOT POSSIBLE.



Scacco versione LOUNGE
Scacco version LOUNGE

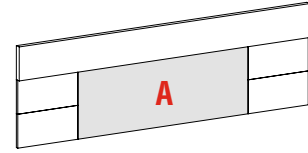
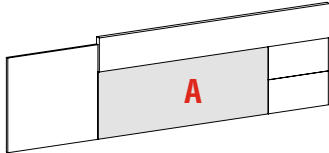


Scacco versione DOBLE
Scacco version DOBLE

1. Scegli la versione della testiera
Select the headboard version

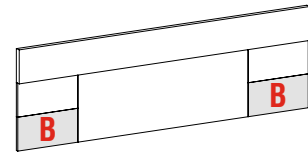
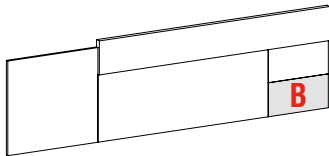
2. Scegli il pannello A (Sp.25)
Select the panel A (Thk.25)

Pag.5

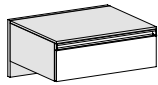


3. Definisci la Zona B
Define Area B

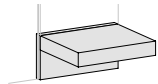
Pag.6



pannello sp.25
thk.25 panel



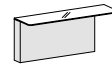
kit moduli + pannello sp.50
modules + thk.50 panel kit



kit piano cento + pannello sp.50
cento shelf + thk.50 panel kit



pannello sp.50
thk.50 panel

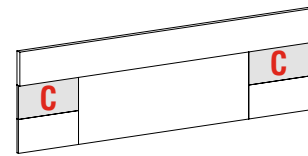
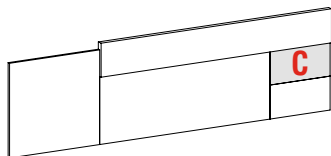


pannello sp.50 + mensola vetro
thk.50 panel + glass shelf



4. Definisci la Zona C
Define Area C

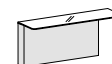
da Pag.7



pannello sp.25
thk.25 panel

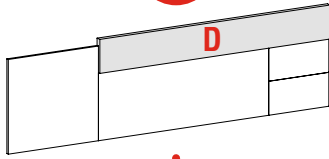


pannello sp.50
thk.50 panel



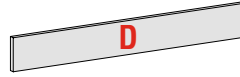
pannello sp.50 + mensola vetro
thk.50 panel + glass shelf

D

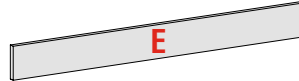


5. Definisci la Zona D / E
Define Areas D / E

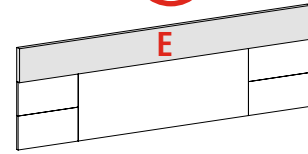
Pag.8



pannello sp.50
thk.50 panel




E



La testiera versione Doble è configurata. SCEGLI IL RING

The Doble version headboard is configured. SELECT THE FRAME

F



6. Definisci la Zona F (solo versione Lounge)
Define Area F (Lounge version only)

da Pag.9




pannello sp.25
thk.25 panel

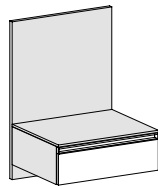


La testiera versione Lounge è configurata. SCEGLI IL RING

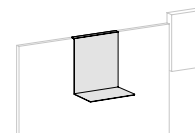
The Lounge version headboard is configured. CHOOSE THE FRAME



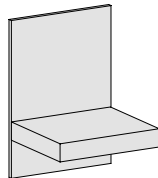
lampada touch
touch lamp



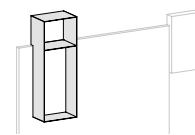
kit moduli + pannello sp.25
modules + thk.25 panel kit



mensola metallica
metal shelf



kit piano cento + pannello sp.25
cento shelf + thk.25 panel kit



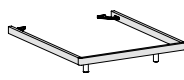
vano a giorno metallico
metal open-fronted module

7. Scegli il ring e concludi il letto
Choose the frame & finish the bed

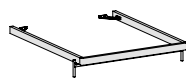
Pag.11



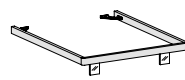
Ring 1 (Piede Curvo)
Frame 1 (Curved Feet)



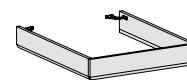
Ring 2 (Tender)
Frame 2 (Tender)



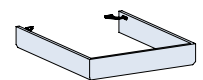
Ring 3 (Staffa)
Frame 3 (Bracket)



Ring 4 (Plexi)
Frame 4 (Plexi)



Ring 5 (Box)
Frame 5 (Box)



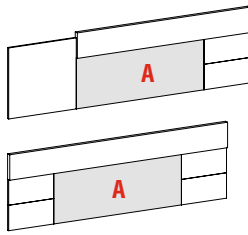
Ring 6 (Box Imbottito)
Frame 6 (Upholstered Box)

Il Letto Scacco configurato è AUTOPORTANTE
The configured Scacco Bed is SELF-SUPPORTING

Pannelli
Panels

Pannello Sp.25 - per zona A

Thk.25 Panel - for Zone A



H. 620
H.

Rete

Bed Base

L.

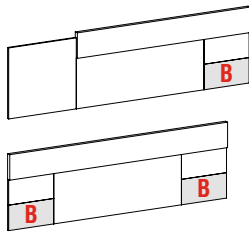
W.

1600 x 1950	1733
900 X 1950	1033
1200 X 1950	1333
1500 X 1900	1633
1800 X 2000	1933

Pannelli
Panels

Pannello Sp.25 - per zona B

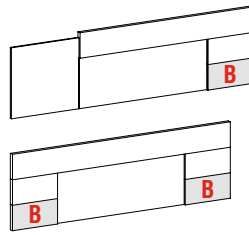
Thk.25 Panel - for Zone B



L. 612
W.
H. 310
H.

Pannello Sp.50 - per zona B

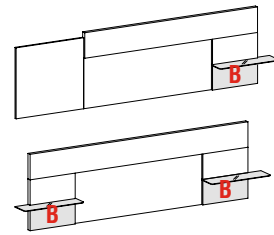
Thk.50 Panel - for Zone B



L. 612
W.
H. 310
H.

Pannello Sp.50 + Mensola Vetro Sp.8

Thk.50 Panel + Thk.8 Glass Shelf

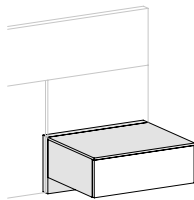


L. 764
W.
H. 310
H.
P. 200
D.

Sistema Diciotto
Diciotto System

Pannello B Sp.50 + Modulo

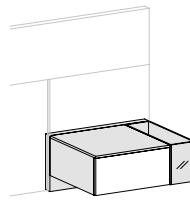
Thk.50 Panel B + Module



L. 613
W.
H. 310
H.
P. 540
D.

Pannello B Sp.50 + Modulo - Portariviste

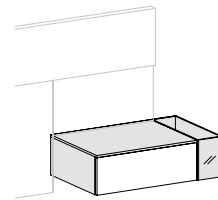
Thk.50 Panel B + Module - Magazine Rack



L. 613
W.
H. 310
H.
P. 540
D.

Modulo - Portariviste

Module with Magazine Rack

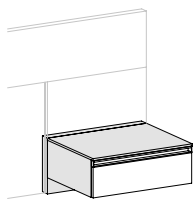


L. 766
W.
H. 310
H.
P. 490
D.

Sistema Ego
Ego System

Pannello B Sp.50 + Modulo

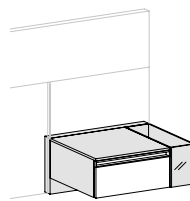
Thk.50 Panel B + Module



L. 613
W.
H. 310
H.
P. 540
D.

Pannello B Sp.50 + Modulo - Portariviste

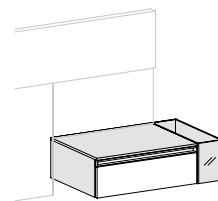
Thk.50 Panel B + Module - Magazine Rack



L. 613
W.
H. 310
H.
P. 540
D.

Modulo - Portariviste

Module with Magazine Rack

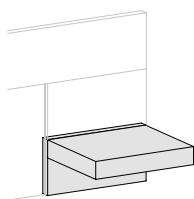


L. 766
W.
H. 310
H.
P. 490
D.

Piano Cento
Cento Shelf

Pannello B Sp.50 + Piano Cento

Thk.50 Panel B + Cento Shelf

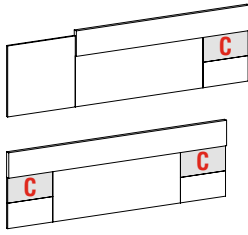


L. 612
W.
H. 310
H.
P. 550
D.

Pannelli
Panels

Pannello Sp.25 - per zona C

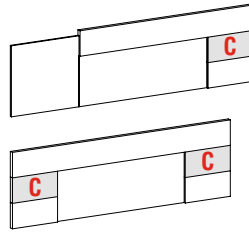
Thk.25 Panel - for Zone C



L. 612
W.
H. 310
H.

Pannello Sp.50 - per zona C

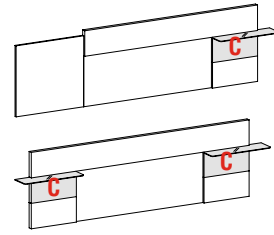
Thk.50 Panel - for Zone C



L. 612
W.
H. 310
H.

Pannello Sp.50 + Mensola Vetro Sp.8

Thk.50 Panel + Thk.8 Glass Shelf

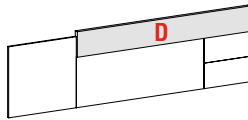


L. 764
W.
H. 310
H.
P. 200
D.

Pannelli (Scacco Lounge)
Panels (Scacco Lounge)

Pannello Sp.50 - per zona D

Thk.50 Panel - for Zone D



H. 310
H.

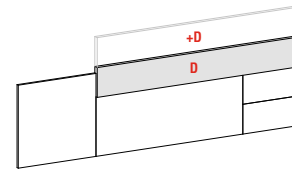
Rete

Bed Base

L.

W.

1600 x 1950	2345
900 X 1950	1645
1200 X 1950	1945
1500 X 1900	2245
1800 X 2000	2545



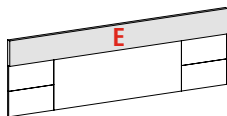
Il letto Scacco versione Lounge può essere configurato con 2 pannelli D sovrapposti.

The Lounge version of Scacco Bed can be configured with 2 overlapping D panels.

Pannelli (Scacco Doble)
Panels (Scacco Doble)

Pannello Sp.50 - per zona E

Thk.50 Panel - for Zone E



H. 310
H.

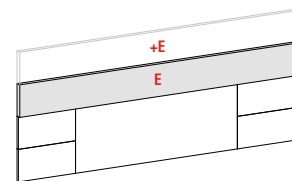
Rete

Bed Base

L.

W.

1600 x 1950	2957
900 X 1950	2257
1200 X 1950	2557
1500 X 1900	2857



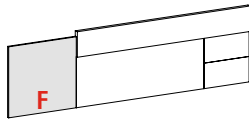
Il letto Scacco versione Doble può essere configurato con 2 pannelli E sovrapposti.

The Lounge version of Doble Bed can be configured with 2 overlapping E panels.

Pannelli
Panels

Pannello Sp.25 - per zona F

Thk.25 Panel - for Zone F

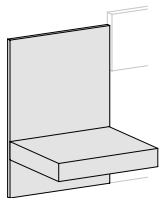


L. 459, 612
W. 918, 1411
H. 864
H.

Piano Cento
Cento Shelf

Pannello F Sp.25 + Piano

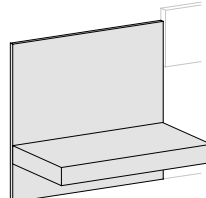
Thk.25 Panel F + Shelf



L. 613
W.
H. 310
H.
P. 540
D.

Pannello F Sp.25 + Piano

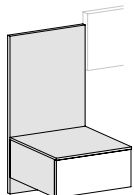
Thk.25 Panel F + Shelf



L. 918
W.
H. 310
H.
P. 540
D.

Pannello F Sp.25 + Modulo

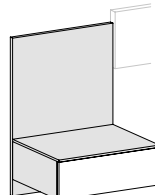
Thk.25 Panel F + Module



L. 460
W.
H. 320
H.
P. 515
D.

Pannello F Sp.25 + Modulo

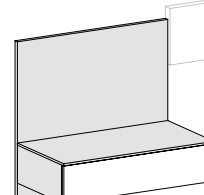
Thk.25 Panel F + Module



L. 613
W.
H. 320
H.
P. 515
D.

Pannello F Sp.25 + Modulo

Thk.25 Panel F + Module

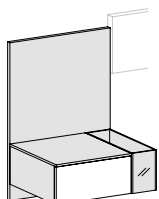


L. 919
W.
H. 320
H.
P. 515
D.

Sistema Diciotto
Diciotto System

Pannello F Sp.25 + Modulo - Portariviste

Thk.25 Panel F + Module - Glass Magazine

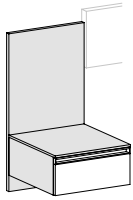


L. 613
W.
H. 320
H.
P. 515
D.

Sistema Ego
Ego System

Pannello F Sp.25 + Modulo

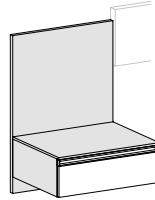
Thk.25 Panel F + Module



L. 460
W.
H. 320
H.
P. 515
D.

Pannello F Sp.25 + Modulo

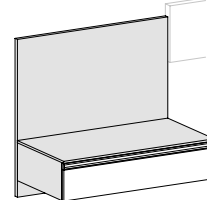
Thk.25 Panel F + Module



L. 613
W.
H. 320
H.
P. 515
D.

Pannello F Sp.25 + Modulo

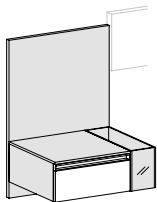
Thk.25 Panel F + Module



L. 919
W.
H. 320
H.
P. 515
D.

Pannello F Sp.25 + Modulo - Portariviste

Thk.25 Panel F + Module - Glass Magazine

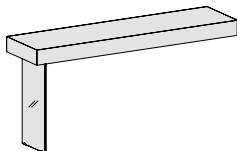


L. 613
W.
H. 320
H.
P. 515
D.

Scrivitoio
Writing Desk

SCRITTOIO Sp.100 con Gamba Vetro Sp.8

Thk.100 WRITING DESK with Thk.8 Glass Leg

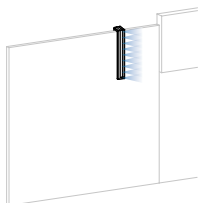


L. 612
W.
H. 310
H.
P. 550
D.

Accessori
Accessories

Lampada a Led Touch

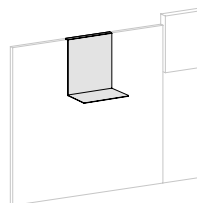
Touch Lamp



L. 35
W.
H. 232
H.
P. 46
D.

Mensola Metallica

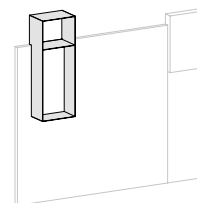
Metal Shelf



L. 250
W.
H. 322
H.
P. 188
D.

Vano a Giorno Metallico

Metal Open-Fronted Module



L. 200
W.
H. 550
H.
P. 142
D.

Ring 1 (Piede Curvo)

Frame 1 (Curved Feet)



H. Letto

Bed H.

310

Rete Bed Base	L. W.	P. D.
1600 x 1950	1725	2021
900 X 1950	1025	2021
1200 X 1950	1325	2021
1500 X 1900	1625	1971
1800 X 2000	1925	2071

Ring 2 (Tender)

Frame 2 (Tender)



H. Letto

Bed H.

310

Rete Bed Base	L. W.	P. D.
1600 x 1950	1726	2021
900 X 1950	1026	2021
1200 X 1950	1326	2021
1500 X 1900	1626	1971
1800 X 2000	1926	2071

Ring 3 (Staffa)

Frame 3 (Bracket)



H. Letto

Bed H.

310

Rete Bed Base	L. W.	P. D.
1600 x 1950	1786	2021

Ring 4 (Plexi)

Frame 4 (Plexi)



H. Letto

Bed H.

310

Rete Bed Base	L. W.	P. D.
1600 x 1950	1726	2021
900 X 1950	1026	2021
1200 X 1950	1326	2021
1500 X 1900	1626	1971
1800 X 2000	1926	2071

Ring 5 (Box)

Frame 5 (Box)



H. Letto

Bed H.

315

Rete Bed Base	L. W.	P. D.
1600 x 1950	1726	2050
1200 X 1950	1326	2050
1800 X 2000	1926	2100

Disponibile con alzaletto
Opening system available



Classic

Pratic

Ring 6 (Box Imbottito)

Frame 6 (Upholstered Box)



H. Letto

Bed H.

315

Rete Bed Base	L. W.	P. D.
1600 x 1950	1725	2050
1200 X 1950	1325	2050
1800 X 2000	1925	2100

Disponibile con alzaletto
Opening system available



Classic

Pratic

Via Manin, 34 - 33080 - Prata di Pordenone (PN) Italy
T. +39 0434 620525
F. +39 0434 62 1668
C. F. - P. iva - Reg. Imprese: 00071810931

www.santaluciamobili.it
info@santaluciamobili.it

**I contenuti e le immagini sono di proprietà del Mobilificio Santa Lucia SpA.
Tutti i diritti riservati.**

Materiale informativo e promozionale gratuito non destinato alla vendita.
Escluso iva art.2 comma 3 D.P.R. 633/72 - esonerato da documento di trasporto art.4 punto 6 D.P.R. 627/78.

Il Mobilificio Santa Lucia S.p.A. si riserva di apportare tutte le modifiche volte al miglioramento tecnico e qualitativo dei propri prodotti.

Finiture, materiali e colori raffigurati in questo divulgativo sono puramente indicativi e possono subire variazioni cromatiche dovute alla tecnica di stampa.

L'azienda declina qualsiasi responsabilità che derivi da possibili refusi di stampa e/o da eventuali inesattezze sulle caratteristiche dei propri prodotti.

*The contents and images are the property of Santa Lucia SpA.
All rights reserved.*

*Free information and promotional material not intended for sale.
Excluding VAT art.2 paragraph 3 D.P.R. 633/72 - exempted from document of transport art.4 point 6 D.P.R. 627/78.*

The Santa Lucia S.p.A. reserves the right to make any changes aimed at technical and quality improvement of its products, without notice.

The finishes, materials and colors shown in this price list are purely indicative and may undergo chromatic variations due to the printing technique.

The company declines any responsibility from possible printing typos or any inaccuracies in the characteristics of its products.

SEGUICI /FOLLOW US



[/SantaluciaMobili](#)



[/santalucia_mobili](#)



[/santalucia-mobili](#)



[/santaluciamobili](#)



[/c/SANTALUCIAMOBILI_1965](#)